

25
DESIGN & ADMINISTRATION



Wayfinding Signage for Hospitals & Healthcare Centers

In hospitals and healthcare centers, doctors, patients and visitors alike are in need of directional and wayfinding signage to navigate the busy hallways, and find the right rooms, wings and departments. The Sign Makers' Handbook™ offers a wide range of signage solutions that result in professional, easy-to-read signs that help any hospital, clinic or healthcare center easily guide visitors to important locations.



wall sign



trappa frame




towers & pylons

ROOM & DEPARTMENT IDENTIFICATION

Room and department identification is critical in a busy hospital environment where it is easy for visitors to become turned around and disoriented. It is equally as important to provide clear, easy-to-read signs for doctors and nurses to quickly find their way when seeing patients. Wall signs, suspended signs and triangular signs provide directional solutions that are easily identifiable. Wall frames from The Sign Makers' Handbook™ are compatible with ADA lenses, making it simple to create a complete solution.





WALL SIGNS


Left-to-right curve frame



TRIANGULAR SIGNS

Double-sided triangular frame






PROJECTING SIGNS

Double-sided projecting snap frame



TRAPPA-SNAP EDGE SIGNS

Trappa poster frame



SUSPENDED SNAP

Double-sided suspended snap frame



SUSPENDED SIGNAGE

Double-sided curve frame



DIRECTORIES & DIRECTIONAL SIGNAGE

Directory signs that help guide doctors, patients and visitors to different areas of the hospital are a necessary part of any medical facility's wayfinding signage system, as operations often span many floors, wings or campuses. Towers, pylons, modular directories and projecting signs from The Sign Makers' Handbook™ provide ultimate visibility, functionality and style. Graphic inserts are simple to change, and a clear protective lens protects against blurring or smudging.





TOWERS & PYLONS

Double-sided freestanding pylon





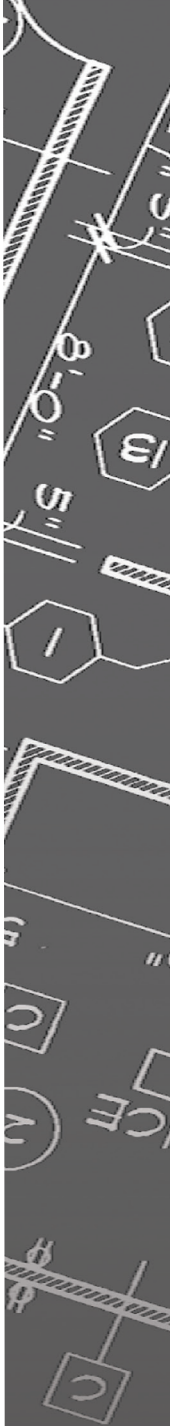
DIRECTORIES

Left-to-right curve directory



PROJECTING SIGNS

Double-sided projecting snap frame



DESK SIGNAGE FOR INSTRUCTIONS & IDENTIFICATION

At nurse's stations and reception/admissions desks, staff often need to clearly present information, identify payment requirements or display visiting hours. The stylish and simple desk frames from The Sign Makers' Handbook™ provide an unobtrusive and ideal way to display and share this information. The easy-to-change graphic inserts within the frames allow for frequent updates if necessary.

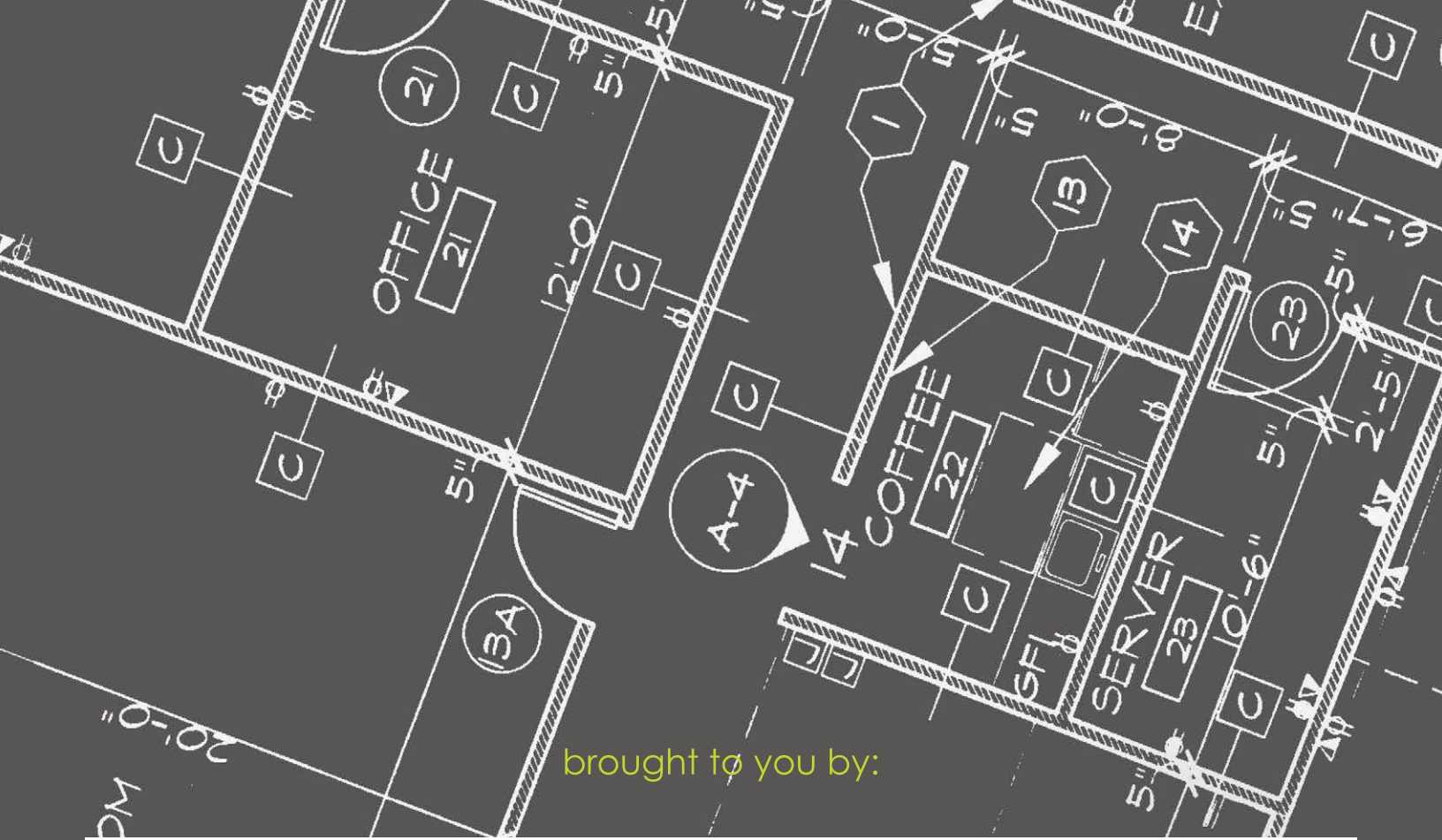




DESK FRAMES

Acrylic desk frame with support feet





brought to you by:



www.signmakers-handbook.com

THE SIGN MAKERS™
HANDBOOK
WAYFINDING SYSTEMS

